

Whistling Bullets Shooting Club

2024 Handbook



SHOOTING AWARENESS FUN & EDUCATION



Colorado State University Extension is an equal opportunity provider. | Colorado State University Extension es un proveedor que ofrece igualdad de oportunidades.

Colorado State University does not discriminate on the basis of disability and is committed to providing reasonable accommodations. | Colorado State University no discrimina por motivos de discapacidad y se compromete a proporcionar adaptaciones razonables.

CSU's Office of Engagement and Extension ensures meaningful access and equal opportunities to participate to individuals whose first language is not English. | Office of Engagement and Extension de CSU garantiza acceso significativo e igualdad de oportunidades para participar a las personas quienes su primer idioma no es el inglés.

Full statements are available at: [CSU Full Statements](#)

About Whistling Bullets

The focus of all 4-H programs is the development of youth as individuals and as responsible and productive citizens. 4-H is a community of young people across America who are learning leadership, citizenship and life skills. Whistling Bullets is Eagle Counties' 4-H shooting sports club. Like any 4-H club, our core purpose is to teach life skills, of course our platform for teaching these life skills is in the context of shooting sports. Club members learn marksmanship, the safe and responsible use of firearms, the principles of hunting and archery, and much more. The activities of the program and the support of caring adult leaders provide young people with opportunities to develop life skills, self-worth, and conservation ethics. Members of the Whistling Bullets club have the option to participate in a variety of disciplines.

Whistling Bullets Disciplines

* Archery * Air Rifle * Air Pistol * .22 Rifle * Shotgun
* .22 Pistol

Important Links

Whistling Bullets Club Website

<http://www.whistlingbullets.com/>

CO 4-H Shooting Sports Website

<http://www.co4hshooting.org/>

County 4-H Calendar

<https://www.eaglecounty.us/csuextension>

Register for 4-H Online (\$40)

<https://v2.4honline.com/>

Additional supplemental \$60 per member

Colorado 4-H

<https://co4h.colostate.edu/>

CSU Extension Facebook

<https://www.facebook.com/ColoradoStateUniversityExtensionEagleCounty4H?ref=hl>

Monthly 4-H Piper Newsletter

<https://www.eaglecounty.us/csuextension/clubannouncements>

Checklist to a Successful 4-H Year in 2024

Each of the following must be met in order to complete your 4-H project!

- Enroll in 4-H - Registration deadline is January 31 to be eligible to participate in the 2024 Eagle County Fair.
- Join a 4-H Club - In addition to enrolling in 4-H you'll need to join a club, like Whistling Bullets.
- Attend at least 60% of regular club meetings.
- Give a demonstration at one of your club meetings.
- Participate in a community service activity with your club.
- Exhibit your 4-H project at the county fair.
- Complete a record book.
- Help with the county fair setup and tear down.



4-H Pledge


I pledge:




...for my Club, my Community, my Country and my World.

I pledge my head to clearer thinking, my heart to greater loyalty, my hands to larger service, and my health to better living, for my club, my community, my country and my world.

4-H Basics

<p>The 4-H Symbol A green 4 leaf clover with a white "H" on each of its leaves.</p> 	<p>The 4-Hs</p> <p>HEAD</p> <p>HEART</p> <p>HANDS</p> <p>HEALTH</p>
<p>MOTTO "To Make the Best Better"</p>	<p>SLOGAN "Learn by Doing"</p>
<p>PLEDGE I pledge my head to clearer thinking, My heart to greater loyalty, My hands to larger service, And my health to better living, For my club, my community, my country and my world.</p>	<p>COLORS Green and White</p> <p>Green represents springtime</p> <p>White represents Innocence</p>



4-H Lingo/Terminology

Project – You'll find the term "project" used repetitively in an ambiguous and confusing manner. Sometimes, people in 4-H use the term project to describe the entire 4-H activity for the year. In shooting sports, this may also refer to the actual "project" they create for the Fair.

Here's an example....if you were in the poultry club and someone asked what your project was, the answer would be raising a chicken. The chicken (poultry) is the project for the 4-H year as well as what you intend to take (show/exhibit) at the Fair.

When we talk about shooting sports, the 4-H "project" is shooting sports, but the "project" you take to the Fair might be a display board or a gun case.

Discipline – Within 4-H shooting sports there are a number of different disciplines: Air Rifle, Air Pistol, Archery, Outdoor Skills, Shotgun, Muzzleloader, .22 Rifle, and .22 Pistol.

The disciplines are not entirely relevant until you get to the point of submitting your fair project, at this point you need to choose a discipline for the project to be categorized into. For example if you built an arrow, it will be exhibited under the “archery” discipline. If it’s a display board about bullet sizes, it might be under the discipline “.22 rifle” and so on. In terms of participation in 4-H shooting sports, a member may participate in any discipline they want at club meetings. In fact, they are encouraged to try all disciplines!

Recipe for a Successful 4-H Year

- Attend 60% of the club meetings. The club meetings are the nights we practice shooting inside (Exhibit Hall at the Fairgrounds), as well as the nights we practice at the Gypsum Shooting Park. In addition, business meetings are held once/month. Basically you just need to attend 60% of them.
- Whichever discipline you participate in on a given night, you need to **KEEP YOUR SCORE SHEETS**. You need the score sheets later to help complete your record book.
- Take some photos and have some photos of you taken. You’ll need them for your 4-H record book.
- In the spring, it’s time to start thinking about what you want to make and exhibit at the County Fair. A great place to start can be a display board – they are simple and inexpensive to create and can be on any topic related to 4-H shooting sports. This is also a good time to take the score sheets you collected and begin writing them down in your record book. The record book will be turned in with your fair project. Get started on your exhibit early to avoid last minute anxiety!
- Participate in the community service project with the club: clean-up day the Gypsum Gun Club. This is our way of showing thanks to the Gun Club for allowing us exclusive use of the range on Thursday nights.
- Complete a demonstration during “demonstration night” at one of the club meetings. Public Speaking is an important skill to learn in 4-H and this is one way of enhancing that skill. You will present a 3-5 minute demonstration on **something related to 4-H shooting sports**.
- Lastly, put together your fair project and complete your record book. Take your completed exhibit and record book to your interview (allotted time will be sent to you). At the interview, you’ll sit with a judge and talk about your project, 4-H year, etc. Be sure to dress up, just as you would a job interview. You might win a belt buckle and you also might be selected to exhibit at the State Fair! How cool would that be? Shooting Sports Project Interviews will be held in the Eagle River Center (Fairgrounds) on Friday, July 19, 2024.

Whistling Bullets Schedule 2024

Date	Time	Event	Location
Wednesday, February 15	6:30	New Member Meeting	Exhibit Hall
Wednesday, March 6, 2024	6:30	Welcome Meeting - Mandatory (Pizza Party)	Exhibit Hall
Wednesday, March 13, 2024	6:30	Practice	Exhibit Hall
Saturday, March 16, 2024	4:30	Rocky Mountain Oyster Fry - Volunteer	ERC
Wednesday, March 20, 2024	6:30	Practice	Exhibit Hall
Wednesday, March 27, 2024	6:30	Practice	Exhibit Hall
Wednesday, April 3, 2024	6:30	Practice	Exhibit Hall
Wednesday, April 10, 2024	6:30	Practice	Exhibit Hall
Wednesday, April 17, 2024	6:30	Practice	Exhibit Hall
Wednesday, April 24, 2024	6:30	Practice	Exhibit Hall
TBD	TBD	Gypsum Gun Range CleanUp - Volunteer	Range
Thursday, May 2, 2024	6:00	Range Orientation - Mandatory	Range
Thursday, May 9, 2024	6:00	Practice	Range
Thursday, May 16, 2024	6:00	Practice	Range
Thursday, May 23, 2024	6:00	Practice	Range
Thursday, May 30, 2024	6:00	Demonstrations - Mandatory	Range
Thursday, June 6, 2024	6:00	Practice	Range
Thursday, June 13, 2024	6:00	Practice	Range
Thursday, June 20, 2024	6:00	Practice	Range
Thursday, June 27, 2024	6:00	Practice	Range
Thursday, July 11, 2024	6:00	Practice/Project Review/Book Review	Range
Thursday, July 18, 2024	6:00	Blanket Shoot Fun Day (Prizes)	Range
Friday, July 19, 2024	TBD	ECFR Shooting Sports Judging	ERC
Saturday, July 20, 2024	All Day(shifts)	Gypsum Daze - Range - Volunteer	Range
TBD	6:00	4H Awards Banquet	ERC

**REMEMBER: YOU ARE EXPECTED TO ATTEND 60%
OF THE SCHEDULED 4-H MEETINGS.**

2024 4-H Leader Training

PARENTS: Would you like to volunteer with the Whistling Bullets 4-H Club? The club can always use the help of additional leaders. Attend one of the 4 weekend training sessions offered across Colorado in the spring, 2024. You don't need to know anything about shooting sports to get started, just talk with one of the 4-H Leaders or stop by the CSU Extension Office. Entire cost of training is covered by CSU Extension.

- March 1-3, Morgan County - (Rifle, Pistol, Archery, Shotgun)
- March 8-10, Pueblo County – (Rifle, Pistol, Archery, Shotgun, Muzzleloader, Western Heritage & Outdoor Skills)
- March 15-17, Weld County – (Rifle, Pistol, Archery, Shotgun)
- March 29-31, Garfield County - (Rifle, Pistol, Archery, Shotgun, Muzzleloader, Hunting & Outdoor Skills, Western Heritage)

If you would like to help with 4-H Whistling Bullets but are not ready to take the training class, we can still use help in other areas. See one of the leaders for more information.

4-H Volunteer Leaders

ORGANIZATIONAL LEADER: Geoff Kahler: 970.306.8437; geoffkahler@gmail.com

PROJECT LEADERS:

Geoff Kahler	970.306.8437	geoffkahler@gmail.com	Shotgun/Rifle
Eric Bonta	970.471.0668	bontaman1_@hotmail.com	Pistol
Nick Deering	(970) 445-0239	ndeering@townofeagle.org	Rifle
Jennifer French	970.471.8284	jenfrench71@yahoo.com	Archery
Loren French	970.401.4104	loren@itechnologydesign.com	Shotgun
Jim Maule	970.390.0646	jлмаule@hotmail.com	Shotgun
Todd Oppenheimer	970.390.4678	oppenheimert@yahoo.com	Archery
Maria Piliero	970.569.3880	family.piliero@gmail.com	Archery/Pistol
Bob Silva	(970) 306-9620	silva963@gmail.com	Rifle
Reini Winter	970.376.5166	winterreini@gmail.com	Pistol
Doug Douglas	970.390.0889	dfd_ii@yahoo.com	Rifle

Extension Agent Contact Information

Connie Melzer (970) 328-8631, (970) 471-2635; connie.melzer@eaglecounty.us

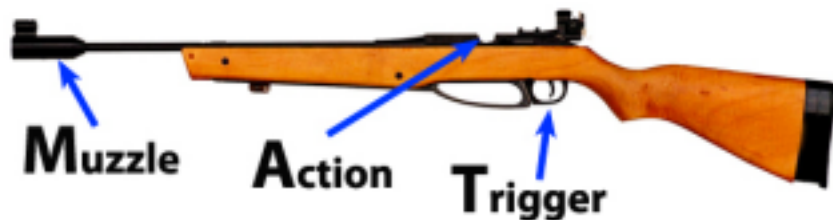
MAT is our Friend

Rules for Safe Gun Handling

MUZZLE. Always keep gun muzzles pointed in a safe direction. Gun muzzles must never be pointed at other persons under any circumstance. On a range, the safest directions to point a gun muzzle are upward or downrange towards the target.

ACTION. When handling any rifle or firearm, the action must be open with a CBI (Clear Barrel Indicator) inserted. Gun actions must remain open except when the gun is on the firing line and preparation or firing periods have begun. When shooting is finished, the action must be open and a CBI must be inserted, even when the gun is on the firing line.

TRIGGER. Keep your finger off of the trigger until after placing the gun in the shooting position and preparing to fire a shot. It is especially important to keep the finger outside of the trigger guard when loading the gun and placing it in the shooting position.



WANTED

Responsible club members to lead the Whistling Bullets Shooting Sports Club in 2024 by fulfilling the role of an officer position. The officers play an essential role in making the club operate smoothly.

WHAT DO I DO

Take a look at the list of positions and decide which position might be best suited for you. Apply by completing the brief application at the bottom of this page. If you get elected, carry out your duties to make your club the best it can be.

COMPENSATION

Besides feeling good about helping out your 4-H club, having club officer experience looks good on future resumes for work or college. After all, you'll be learning important leadership skills.



OFFICER APPLICATION - 4-H WHISTLING BULLETS

NAME: _____

POSITION(S) APPLYING FOR: _____

WHY WOULD YOU LIKE TO BE AN OFFICER:

If elected, I agree to carry out the duties of this position:

Candidate Signature: _____

Parent Permission / Endorsement - My child has my permission, and I believe he/she has the capabilities and interest to carry out the duties of this officer position. I agree to help and encourage them to succeed in this effort.

Parent Signature: _____

4-H Officers and Duties

PRESIDENT

- ◆ Prepares club meeting agenda with other officers & advisors.
- ◆ Presides at all club meetings.
- ◆ Uses parliamentary procedure to conduct business meetings.
- ◆ Understands responsibilities of other club officers.
- ◆ Shows a real interest in the club and helps carry out club' decisions.
- ◆ Plans ways to get every member to participate in meetings and delegates responsibility.
- ◆ Appoints committees as needed.

VICE PRESIDENT

- ◆ Presides at meetings if the President is absent.
- ◆ Assist the President with all duties.

SECRETARY

- ◆ Keeps a written record of the business meetings and reads club's minutes at each meeting.
- ◆ Records club's attendance at each meeting.
- ◆ Assists with planning of meetings with the other officers (including preparing agenda)
- ◆ Responsible for completing the secretary record book and other written correspondence for the club.

TREASURER

- ◆ Keeps an accurate account of all 4-H club's money received and spent by the club.
- ◆ Gives a financial report at each 4-H club business meeting.
- ◆ Completes an annual financial report and treasurer's book before the deadline.
- ◆ Balances the bank statement each month.
- ◆ Pays bills when approved by the club.

HISTORIAN

- ◆ Takes photographs at all 4-H club meetings and activities.
- ◆ Puts together the 4-H club's scrapbook.
- ◆ Collects pictures & articles from other officers and members to include in the club's scrapbook.
- ◆ Turn in a completed club scrapbook at the end of the year

REPORTER

- ◆ Writes articles about club meetings and activities and submits to Piper 4-H Newsletter

PLEDGE LEADER

- ◆ Leads the American and 4-H Pledge at the beginning of each meeting.

Project Tips

- Exhibits must be entered in the discipline that it relates to:
 - Archery • Air Rifle • Shotgun • .22 Rifle • Air Pistol • Outdoor Skills
- The exhibit can be a display board or stand-alone item such as gun stocks, decoys, etc. but not both.
- The standardized display board size 4' x 3' is to be used for 4-H projects, Display boards are required to be the tri-fold design. Display boards are available at the CSU Extension Office free of charge.
- Any safety idea always makes a good display.
- Proper shooting techniques work well
- Remember, do not use live ammo, no broadheads, and no functional guns in your display. This is a safety issue.
- In addition to your exhibit; include your Shooting Sports Inventory, Individual Score Sheet Record, and your E-Record. Secure these three items in a sturdy binder/notebook.

Tips for an overall outstanding exhibit:

- 1) Attractive
- 2) Relatively simple
- 3) Colorful and/or showing strong contrast
- 4) Creative or artistic
- 5) Sturdy (won't fall apart in transit)
- 6) Educational
- 7) Intriguing
- 8) Gives the viewer the impression that you enjoyed this project
- 9) Makes the viewer remark "wow" or "nicely done".

Judging Criteria for E-Records:

- 1) Completeness of e-record
- 2) Completeness of shooting sports inventory record
- 3) Extra activities recorded such as demonstrations, and community service
- 4) Community service related to project
- 5) Neatness and legibility
- 6) Quality of exhibit

Required Safety Equipment

Participants of 4-H shooting sports are required to have basic safety equipment for certain activities. We would like all members to purchase their own safety glasses and hearing protection. The club generally has extra eye and ear protection available if you forget yours. Here is a summary of the safety equipment required for various activities.

- For eye protection, ANSI Z87.1 Safety Glasses are required. These safety glasses are the typical safety glasses that can be found at Home Depot or Walmart in the tool area.

Archery:

Arm guard, hip quiver, finger tab or safe release required.

- These will be provided by the club if you are using a club bow. If you bring your own bow, also please bring your arm guard, hip quiver, and finger tab or release.

Air Rifle and Air Pistol:

Eye Protection Required

Shotgun, .22 Rifle, .22 Pistol:

Eye protection required

Hearing protection required

All activities:

Closed toe shoes required for all activities in 4-H Shooting Sports.

Using Your Own Equipment

The Whistling Bullets club has all the necessary equipment for members to participate in any discipline; however participants of 4-H shooting sports are welcome to use their own archery equipment or firearms if they choose.

If you decide to bring your own equipment, a 4-H leader will inspect to ensure the equipment is safe, in good condition and meets our club's and Colorado State 4-H operating requirements before use.

Archery - No fiberglass arrows, arrows must be proper length.

Air Rifle/Pistol - Must allow for single shot operation.

.22 Rifle/Pistol - Must allow for single shot operation.

Colorado 4-H Code of Conduct

The Colorado 4-H Code of Conduct is in effect for all sanctioned ECO 4-H Shooting Sports Events and Training Opportunities and participants are expected to abide by the stated rules for 4-H activities and events including but not limited to:

1. Conduct themselves in a courteous, respectful manner, use appropriate language, exhibit honesty and good sportsmanship and act as a positive role model.
2. Learn and live by the principles of the 4-H Pledge, 4-H Motto and 4-H Slogan.
3. Adhere to program rules, curfews, dress code, policies and guidelines.
4. Abstain from illegal and immoral behaviors. Illegal drugs, alcohol or tobacco products are not allowed at any 4-H sponsored program, event or activity.
5. Fully participate in scheduled activities.
6. Respect others property and privacy rights.
7. Respect the rights and authority of leaders, parents and Extension Agents.
8. Refrain from physical and verbal abuse.
9. Apply rules of safety to individuals, groups and property.
10. Accept personal responsibility for behavior.

Conduct not keeping with high 4-H standards will not be tolerated. Violation of the code will result in consequences to the participant. Consequences may include removal, at the individual's expense and without refund, from participation in an event, restitution or repayment of damages, sanctions on participation in future 4-H events, forfeiture of financial support for an event, removal from offices held, etc.

Phones and Electronics

Club members are not permitted to be using phones, ipods, ipads and other electronic devices while participating in 4-H activities. This includes both when on the shooting line as well as when in a waiting area. The use of electronic devices can cause distractions which could potentially create an unsafe environment.

Drop-Offs

Please remember that a parent/guardian must attend each meeting with the child. No drop-offs. As a safety precaution, only 4-H members, instructors and authorized adults (parents) are allowed on the shooting range. If you bring siblings, please make sure they are supervised off the range. We appreciate your understanding and helping us keep safety as our 1st priority.

Consequences of Unsafe Acts

The following were voted on years ago as consequences for violation of range rules and committing unsafe acts at 4-H shooting sports.

First Violation: Participant will sit out for the rest of the night.

Second Violation: Participant is suspended for 1 month.

Third Violation: Participant is suspended for 1 year.

Basic Range Rules

Air Pistol/Rifle, Shotgun, .22 Rifle/Pistol

Each activity will have differences in the way the range is operated. Consult the full Standard Operating Procedures for more information. The following rules should be observed during all activities; however specific rules for a given activity will include additional range rules above and beyond these.

1. KEEP MUZZLE POINTED IN A SAFE DIRECTION.
2. KEEP ACTION OPEN AND CBI IN FIREARM UNTIL READY TO SHOOT.
3. KEEP SAFETY ON AND FINGER OFF THE TRIGGER.
4. NO RUNNING OR HORSEPLAY.
5. ANYONE MAY CALL A CEASE-FIRE AT ANYTIME.
6. EYE AND EAR PROTECTION REQUIRED.
7. ALL FIREARMS MUST BE UNLOADED AND CASED.
8. DO NOT LOAD FIREARM UNTIL TOLD BY THE INSTRUCTOR.
9. BE SURE OF YOUR TARGET.
10. MAKE SURE FIREARM IS UNLOADED BEFORE RETURNING IT BACK TO YOUR CASE.
11. FOLLOW ALL RANGE COMMANDS AND INSTRUCTIONS PROVIDED BY THE RANGE OFFICER.

Basic Range Rules

Archery

1. KNOW AND OBEY ALL RANGE COMMANDS. (LISTED BELOW)
2. KEEP YOUR ARROWS IN YOUR QUIVER UNTIL TOLD TO SHOOT.
3. ONLY USE THE ARROWS THE INSTRUCTOR GAVE YOU. REMEMBER WHAT THEY LOOK LIKE.
4. ALWAYS KEEP YOUR ARROWS POINTED DOWN OR TOWARDS THE TARGET.
5. IF YOU DROP AN ARROW, LEAVE IT ON THE GROUND. RAISE YOUR HAND AND THE INSTRUCTOR WILL BRING YOU ANOTHER ARROW.
6. ALWAYS WALK AT THE ARCHERY RANGE, NO RUNNING OR HORSEPLAY.
7. ALWAYS BE ABSOLUTELY SURE THAT THE PATH TO THE TARGET AND BEYOND IS CLEAR.
8. ONLY RELEASE THE BOWSTRING AT FULL DRAW WHEN THERE IS AN ARROW ON THE STRING.
9. SECURE ALL LOOSE CLOTHING.
10. ALWAYS TREAT YOUR ARCHERY EQUIPMENT WITH RESPECT.
11. ALWAYS TREAT YOUR FELLOW ARCHERS WITH RESPECT.

WHISTLE COMMANDS:

One Blast- "Shoot"

Two Blasts- "Get Bows"

Three Blasts- "Go get Arrows"

Five or more Blasts- "STOP SHOOTING"

Our Sponsors

The cost for members to join the Whistling Bullets Shooting Sports Club is \$100 per year. \$40 of that fee is the annual 4-H registration fee. The other \$60 goes to the Whistling Bullets 4-H Club to help offset the cost of equipment repairs/replacement, ammunition, arrows, targets, target stands, awards.

The Whistling Bullets Shooting Sports Club requires nearly \$10,000 per year to operate, that's about \$225 per club member. That cost includes range time, clay targets, firearms, equipment, cleaning supplies, and lots of ammunition. Over 50% of our yearly operating costs are covered by our extremely generous sponsors. In addition to partial funding through the Rocky Mountain Oyster Fry 4-H Benefit, the club is sponsored by two other key entities:

Eagle Valley Rod and Gun Club
Town of Gypsum Shooting Sports Park

www.gypsumgunclub.com



The Eagle Valley Rod and Gun Club is our largest sponsor. They provide exclusive range access for our club on Thursday evenings throughout May, June and July. In addition to the range access, they provide hundreds of dollars of clay targets for trap shooting and use of the target throwing equipment.



The NRA Foundation & Friends of the NRA have supported the Whistling Bullets 4-H club for nearly 10 years by providing much of our equipment over the years to keep our club operational: shotguns, rifles, air rifles, air pistols, archery equipment, muzzleloaders, cleaning supplies, safety equipment.

